




## LET'S PRACTICE DRAWING!

Get a pencil and use the grid below to draw the snowflake as shown on the left. The grids will help you to line everything up!



©Mark Marderosian

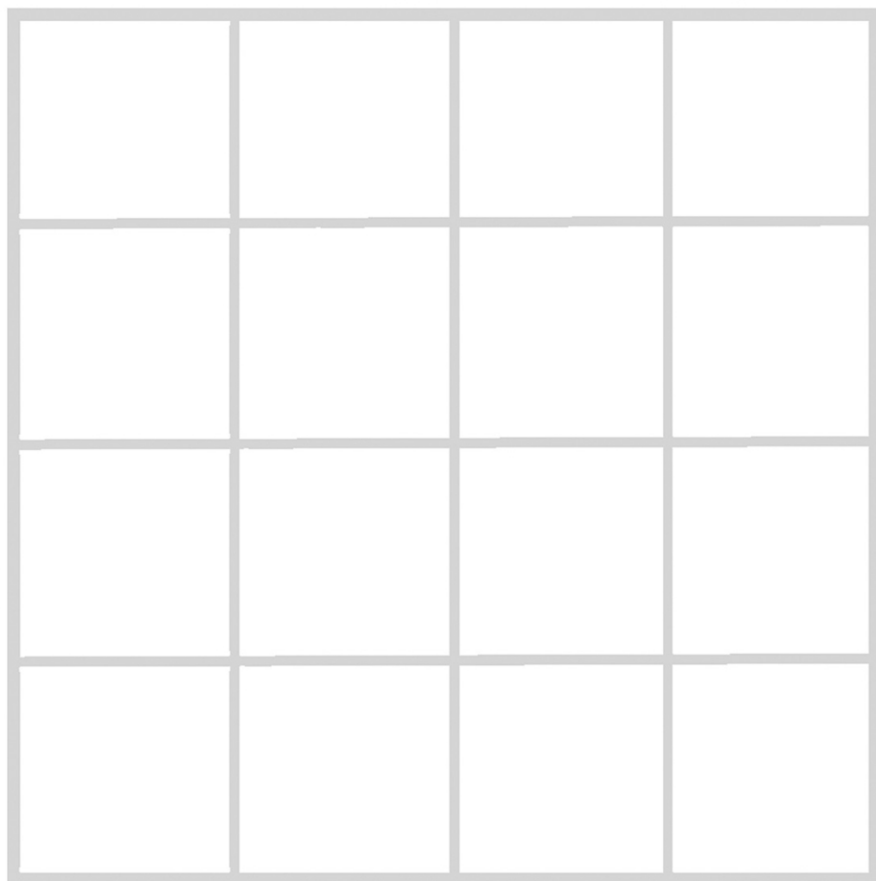
REMEMBER TO TAKE YOUR TIME.  
YOU CAN ALWAYS ERASE  
OR  
PUT A NEW PIECE OF BLANK PAPER  
OVER THE GRID AND START AGAIN.

AND... DON'T FORGET TO  
KEEP PRACTICING...  
AND KEEP **SMILING!**



[www.DrawingwithMark.com](http://www.DrawingwithMark.com)


©Mark Marderosian



Award-winning **"Drawing with Mark"** DVD episodes

Available at [www.DreamscapeAB.com](http://www.DreamscapeAB.com)

san francisco  
**moms**  
blog<sup>sm</sup>



mid-peninsula  
**moms**  
blog<sup>sm</sup>

